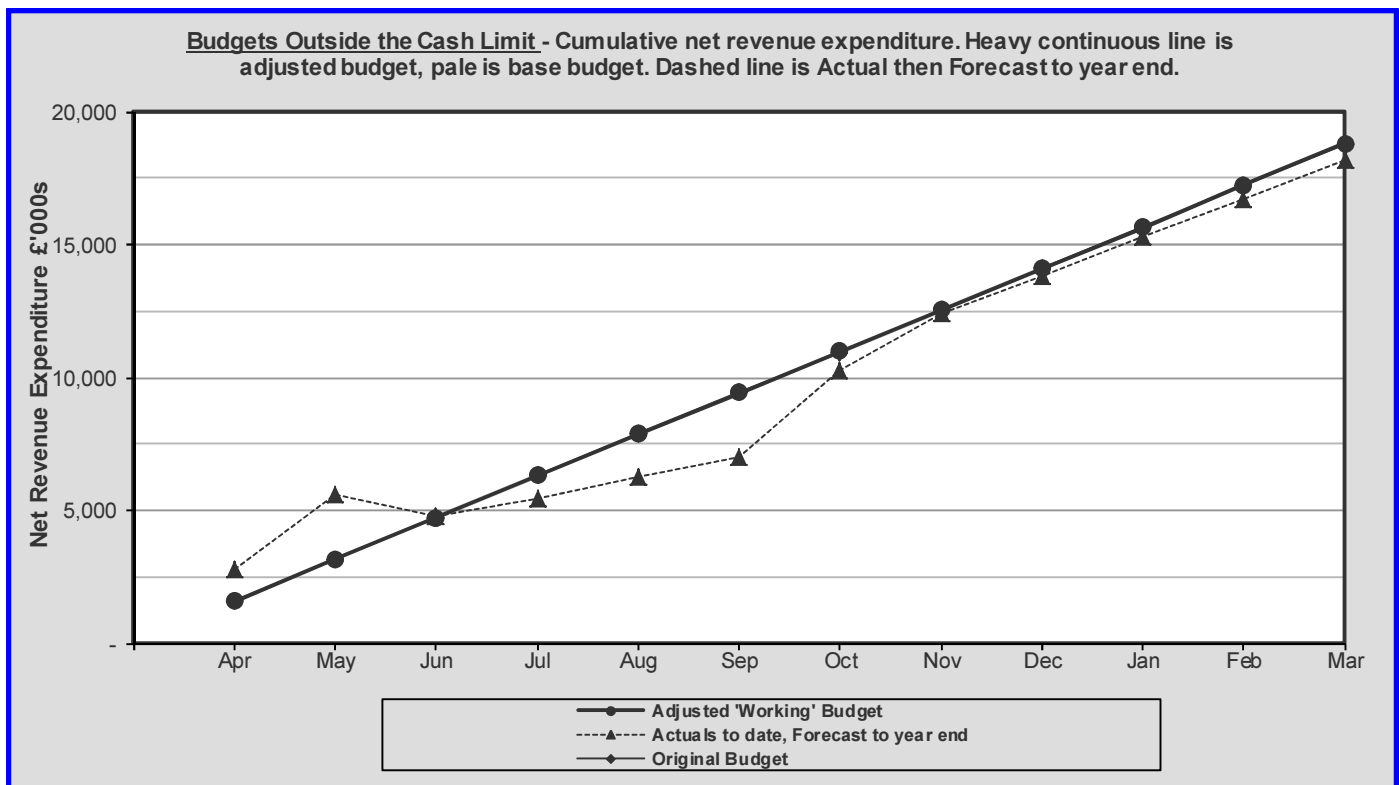


## Blackpool Council – Budgets Outside the Cash Limit

### Revenue summary - budget, actual and forecast:

FUNCTIONS OF THE SERVICE	BUDGET	EXPENDITURE			VARIANCE	2013/14 (UNDER)/OVER SPEND B/FWD £000
	2014/15					
	ADJUSTED CASH LIMITED BUDGET £000	EXPENDITURE APR - NOV £000	PROJECTED SPEND £000	FORECAST OUTTURN £000	F/CAST FULL YEAR VAR. (UNDER) / OVER £000	
<b>BUDGETS OUTSIDE THE CASH LIMIT</b>						
<b>NET EXPENDITURE</b>						
TREASURY MANAGEMENT	13,668	8,916	3,074	11,990	(1,678)	-
PARKING	(3,683)	(1,956)	(1,015)	(2,971)	712	-
GRANTS DONATIONS AND SUBS.	439	367	72	439	-	-
HOUSING BENEFITS	1,654	1,105	557	1,662	8	-
COUNCIL TAX & NNDR COST OF COLLECTION	672	441	228	669	(3)	-
SUBSIDIARY COMPANIES	(550)	(325)	(225)	(550)	-	-
CONCESSIONARY FARES	3,915	1,958	2,231	4,189	274	-
LAND CHARGES	(48)	(64)	16	(48)	-	-
INVESTMENT PORTFOLIO	1,478	1,154	387	1,541	63	-
PREVIOUS YEARS' PENSION LIABILITY	2,821	1,881	940	2,821	-	-
NEW HOMES BONUS	(1,569)	(1,091)	(478)	(1,569)	-	-
<b>TOTALS</b>	<b>18,797</b>	<b>12,386</b>	<b>5,787</b>	<b>18,173</b>	<b>(624)</b>	<b>-</b>

### Directorate revenue summary graph - budget, actual and forecast:



**Commentary on the key issues:****Directorate Summary - basis**

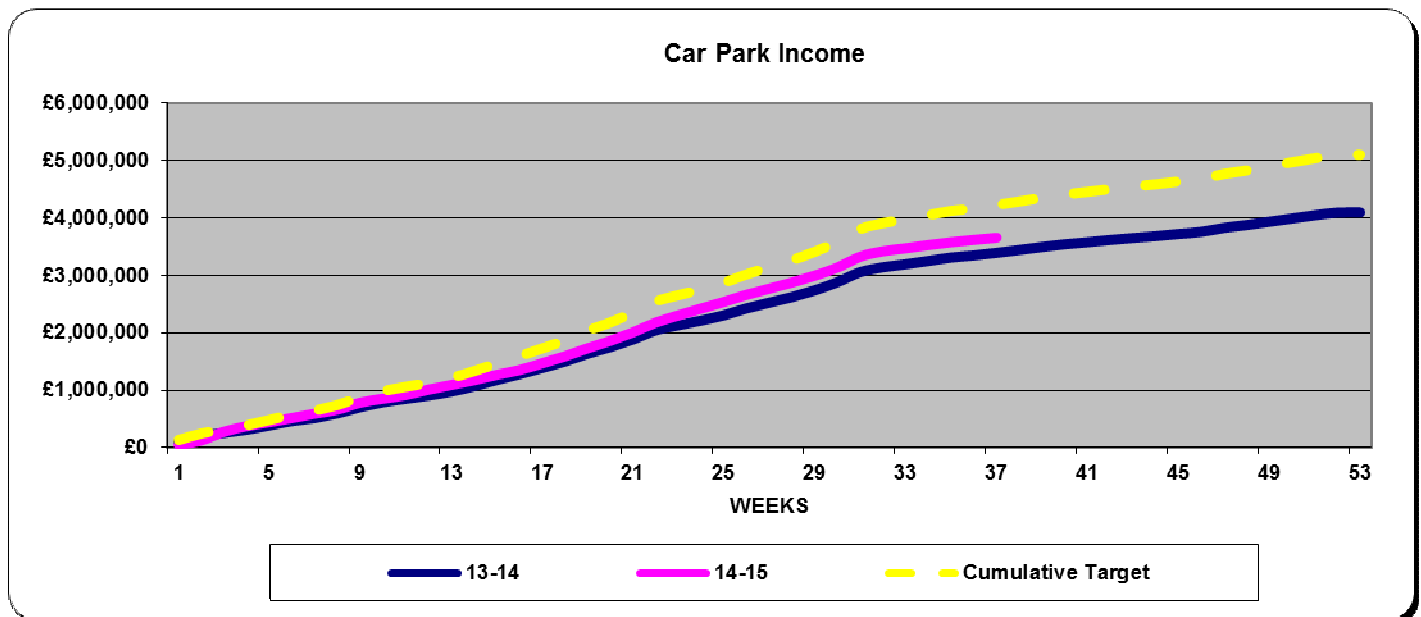
- The Revenue summary (above) lists the latest outturn projection for each individual service categorised as falling 'outside the cash limit' and thereby exempt from the cash limited budget regime. Forecast outturns are based upon actual financial performance for the first 8 months of 2014/15 together with predictions of performance, anticipated pressures and savings in the remainder of the financial year, which have been agreed by each designated budget manager.

**Treasury Management**

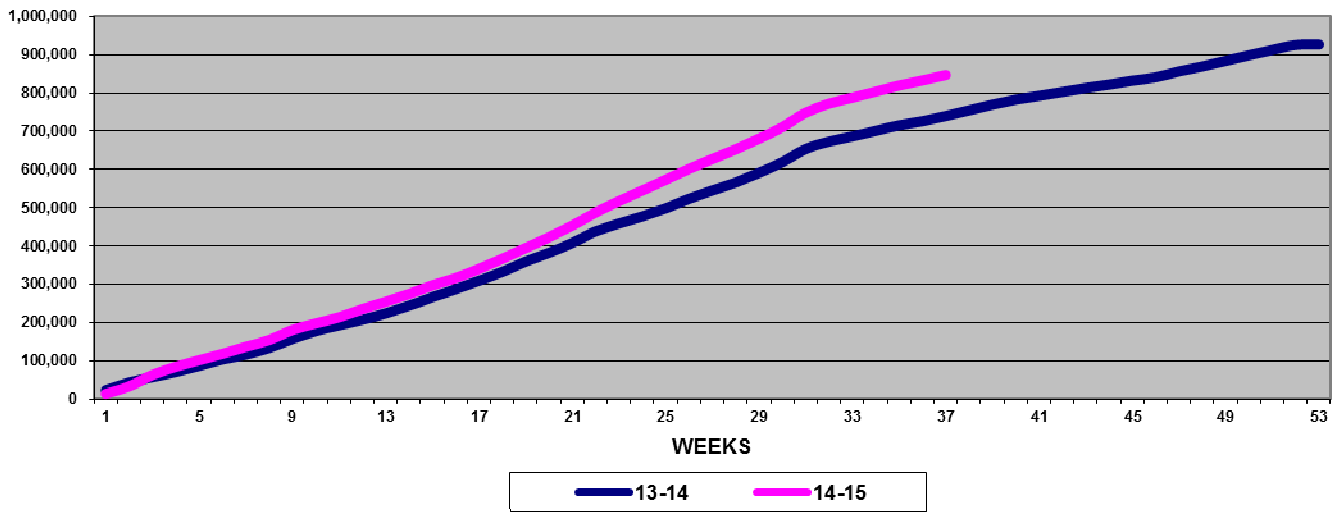
- This revenue account is forecast to achieve a favourable variance of £1,678k for the year. This reflects a temporary windfall from the short-term interest rates currently being paid to finance recent capital expenditure, a lower interest charge by Lancashire County Council on the Local Government Reorganisation debt, and the cost of the LGA-led municipal bonds agency.

**Parking Services**

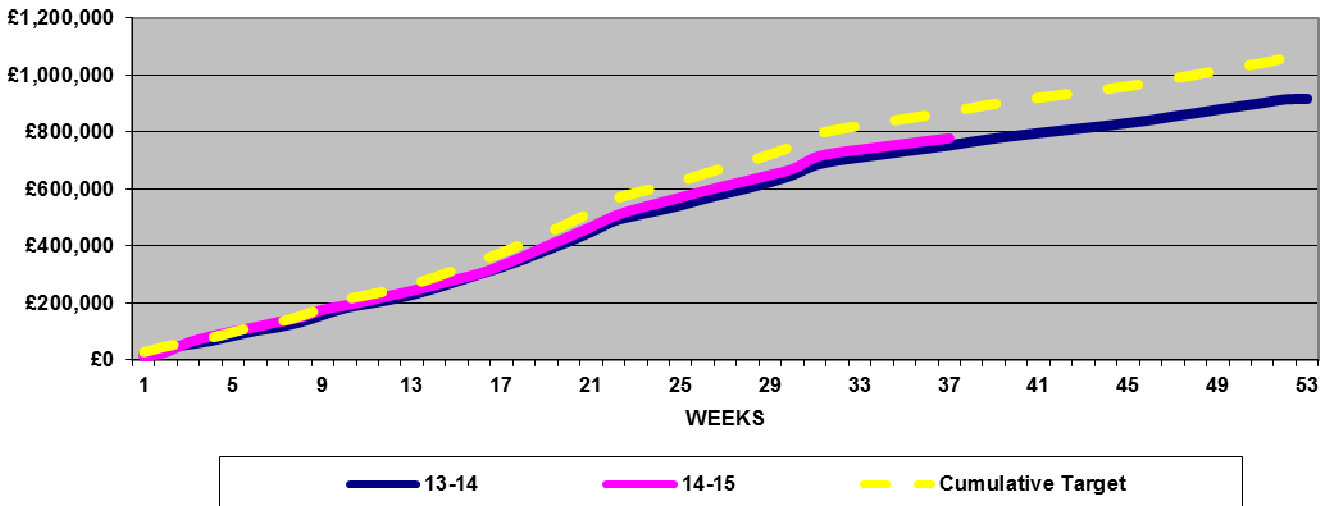
- Parking Services is performing well in comparison with last year, despite a number of car parks closing. As at Week 37 (w/e 14<sup>th</sup> Dec) Car Park patronage is up by 107,258, with income also up by £263,555 on 2013/14. On Street Pay and Display is down on patronage by 9,622, although up on income by £25,103. However the extremely challenging income target the service has means that it is £712k down on its income budget year to date.



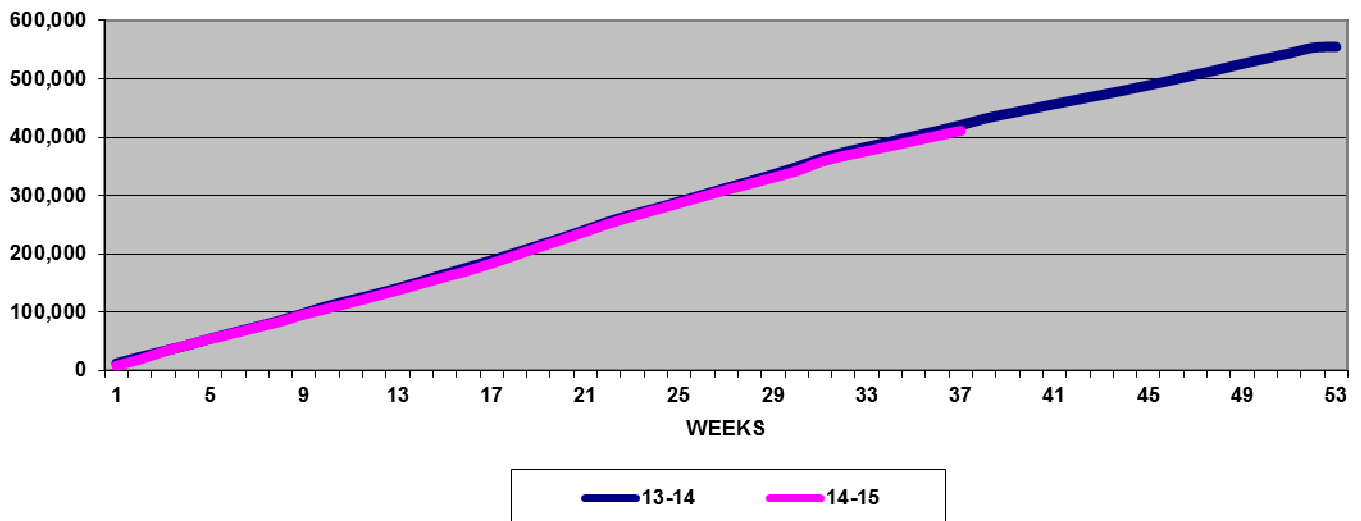
Car Park Users



On-Street Pay & Display Income



On-Street Pay & Display Users



**Subsidiary companies**

- This service is forecasting to breakeven during 2014/15.

**Concessionary fares**

- This service is forecasting a pressure of £274k during 2014/15, due to an increase in bus patronage by 6%.

**Land Charges**

- This service is forecasting to breakeven during 2014/15.

**Investment Portfolio**

- The forecast overspend of £63k is due to a delay in the demolition of the Syndicate due to the legal issues surrounding the communications mast and the resultant loss of forecast parking income.

**Summary of the revenue forecasts**

After 8 months of the financial year the Budgets Outside the Cash Limit services are forecasting a £624k underspend.